

Vancouver General Hospital

Interior Signage Specification Guide

December 22, 2020

Version 4

Table of Contents

Fonts and Colour Palette	1
Building locations by colour	2
Symbols	3
Coding System and sign types	4
■ Directional Signage	
■ di.5 - Suspended directional (large)	6
■ di.6 - Suspended directional (small)	7
■ di.9 - Wall mounted (large)	8
■ di.10 - Wall mounted (small)	9
■ di.11 - Wall mounted bulkhead	10
■	
■ Dept. Identifying Signage	
■ id.1 - Suspended destination	12
■ id.2 - Wall mounted destination	13
■ id.3 - POD - over door sign	14
■ id.5 - Small room ID sign with insert	15
■ id.6 - Service room ID sign	16
■ id.7 - Amenities - blade mount	17
■ id.8 - Washroom - blade mount	18
■ id.9 - Washroom - wall mount with braille	19
■ id.10 - Door jamb room ID	20
■ id.11 - Bed Numbers	21
■ id.12 - Recognition dimensional	22
■ id.13 - Room ID with braille	23
■ id.14 - In use meeting room slider sign	24
■ id.15 - Large room ID sign with insert (landscape)	25
■ id.15a - Large room ID sign with insert (portrait)	26
■ Informational Signage	
■ in.1 - Entrance glass door banding	28
■ in.2 - Area map / directory	29
■ in.3 - Elevator directory and level indicator sign	30
■ in.4 - Elevator door banding	31
■ in.6 - Door banding	32
■ Regulatory Signage	
■ reg.1 - Cautionary suspended	34
■ reg.3 - Cautionary wall mounted	35
■ reg.5 - Cautionary floor line	36
■ reg.6 - Cautionary door banding	37
■ Interactive Signage	
■ in.a.2 - Patient / Taxi phone	39
■ in.a.3 - Clinical Staff only phone	40

Fonts & Language

Avenir Next

wayfinding font

Karbon

foundation font

English

primary language

Chinese (traditional)
Kozuka Gothic Pro

secondary language

Colour Palette

JIM PATTISON PAVILION

305

BLUSSON SPINAL CORD CENTRE

7566

JIM PATTISON PAVILION NORTH

7690

HEATHER PAVILION

2427

BLACKMORE PAVILION

376

SEGAL FAMILY HEALTH CENTRE

103

EMERGENCY DEPARTMENT

1795

BASE BUILDING SIGNAGE

black

DIAMOND HEALTH CARE CENTRE

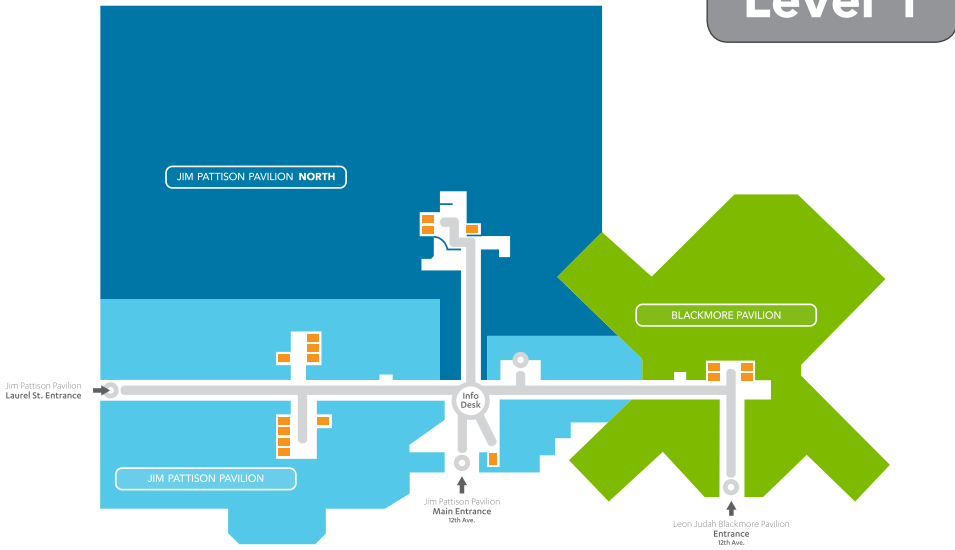
252

Approved Logos



Building locations by colour

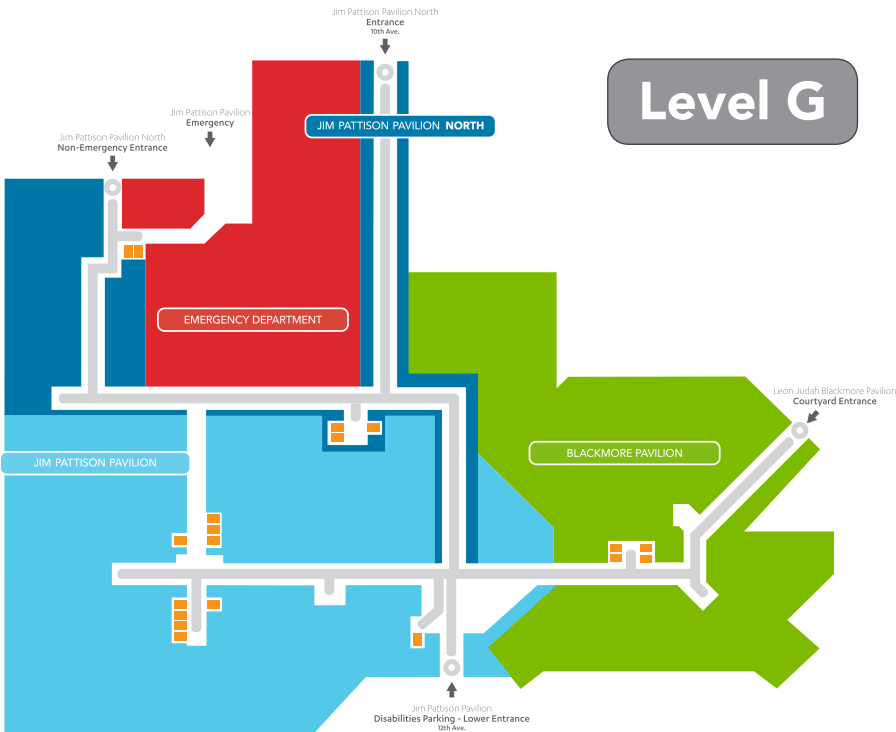
Level 1



Access from this level

GORDON AND LESLIE
DIAMOND HEALTH
CARE CENTRE

Level G



Access from this level


BLUSSON
SPINAL CORD CENTRE

HEATHER PAVILION


JOSEPH & ROSALIE
SEGAL & FAMILY
HEALTH CENTRE

Symbols

Amenities




Cautionary



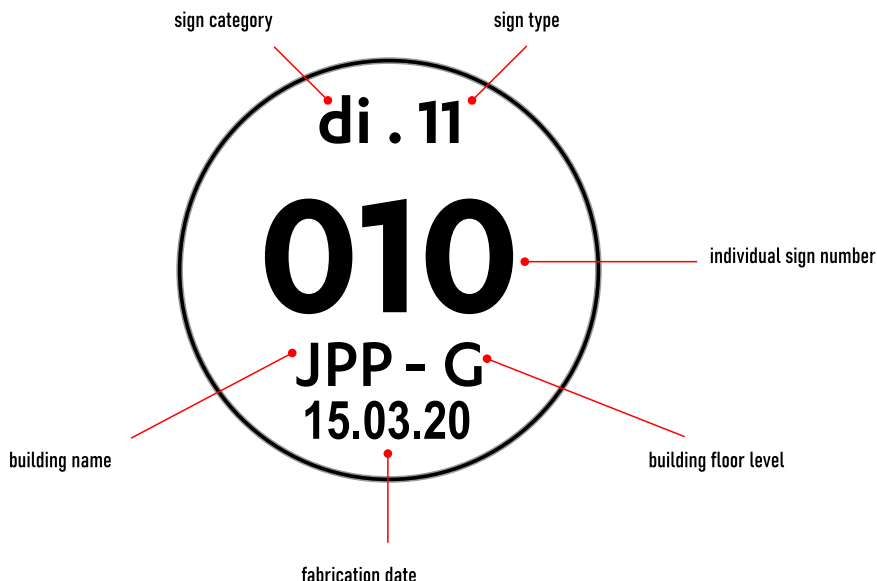
Arrows & Destination



Miscellaneous



Coding System



sign types

directional di

- 1 pylon - exterior illuminated (NIS SS)
- 2 pylon - exterior non-illuminated (NIS SS)
- 3 pylon - interior illuminated (NIS SS)
- 4 pylon - interior non-illuminated (NIS SS)
- 5 suspended - large
- 6 suspended - small
- 7 large wall arrow (NIS SS)
- 8 large wall arrow - list (NIS SS)
- 9 wall-mounted - large
- 10 wall-mounted - small
- 11 wall-mounted - bulkhead
- 12 floor decal arrow (NIS SS)
- 13 floor decal line (NIS SS)
- 14 "out" exit arrow (NIS SS)

directional in

- 1 entrance glass door banding
- 2 area map / directory
- 3 elevator directory
- 4 elevator door banding
- 5 doors locked - to enter/exit (NIS SS)
- 6 door banding

identifying id

- 1 POD - suspended
- 2 POD - wall-mounted
- 3 POD - over door (NIS SS)
- 4 floor level indicator (see in.3)
- 5 room information - with insert (small)
- 6 service room information
- 7 amenities - blade mount
- 8 washroom - blade mount
- 9 washroom - door mounted
- 10 door jamb room number plate
- 11 bed numbers
- 12 accent / feature wall paint
- 13 door number with braille
- 14 in use meeting room slider sign
- 15 room information - with insert (large)
- 15a room information - with insert (large)

interactive in.a

- 1 touch-screen directory (NIS SS)
- 2 patient information phone
- 3 staff only phone

interpersonal in.p

- 1 volunteer station/information desk (NIS SS)

regulatory reg

- 1 cautionary - suspended
- 2 cautionary - door mounted (NIS SS)
- 3 cautionary - wall mounted
- 4 cautionary - floor panel decal (NIS SS)
- 5 cautionary - floor line
- 6 cautionary - door banding

miscellaneous misc

- 1 exterior building entrance signage (NIS SS)
- 2 temporary signage (NIS SS)
- 3 take a number ticket station (NIS SS)

Directional Signage

Manufacturer's Notes:

Materials: printed 3M Controltac matte white vinyl on 1/8" ACP rigid panel with textured overlamine for added protection

Layout: horizontal two sided suspended colour coded as per building and location

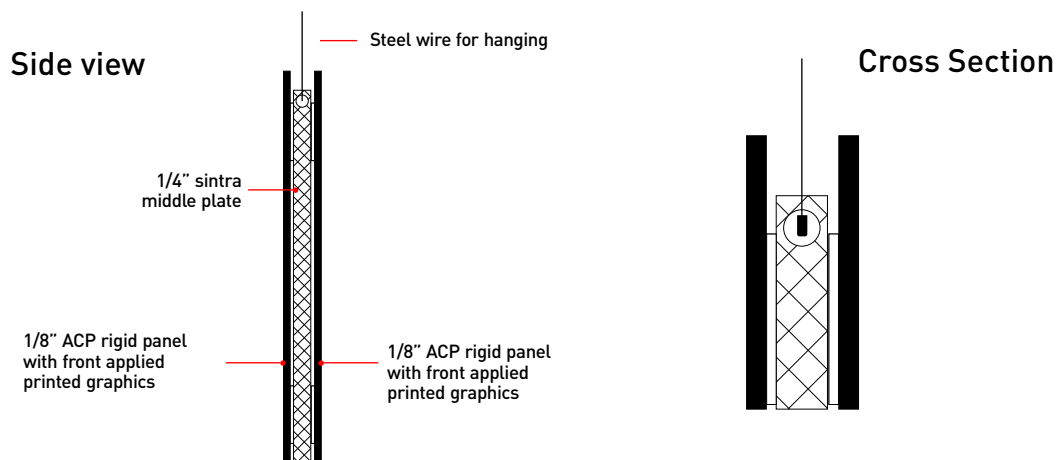
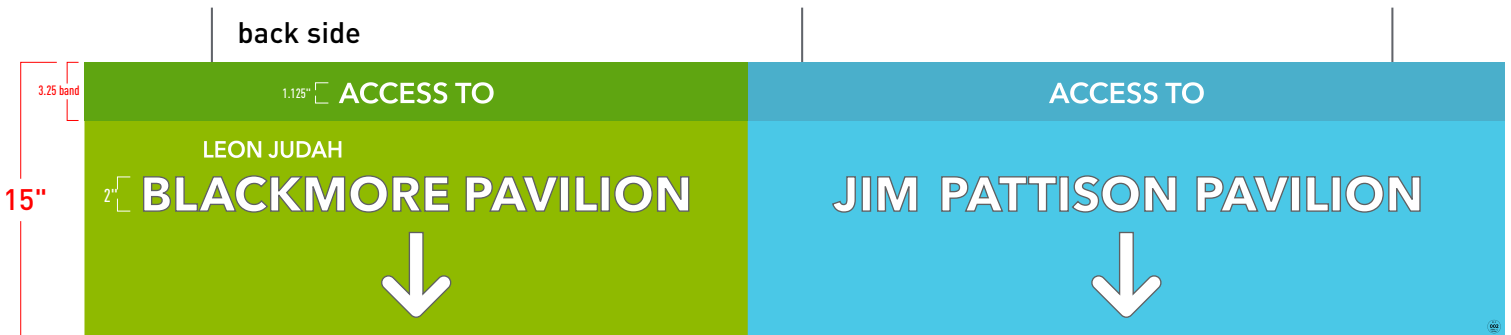
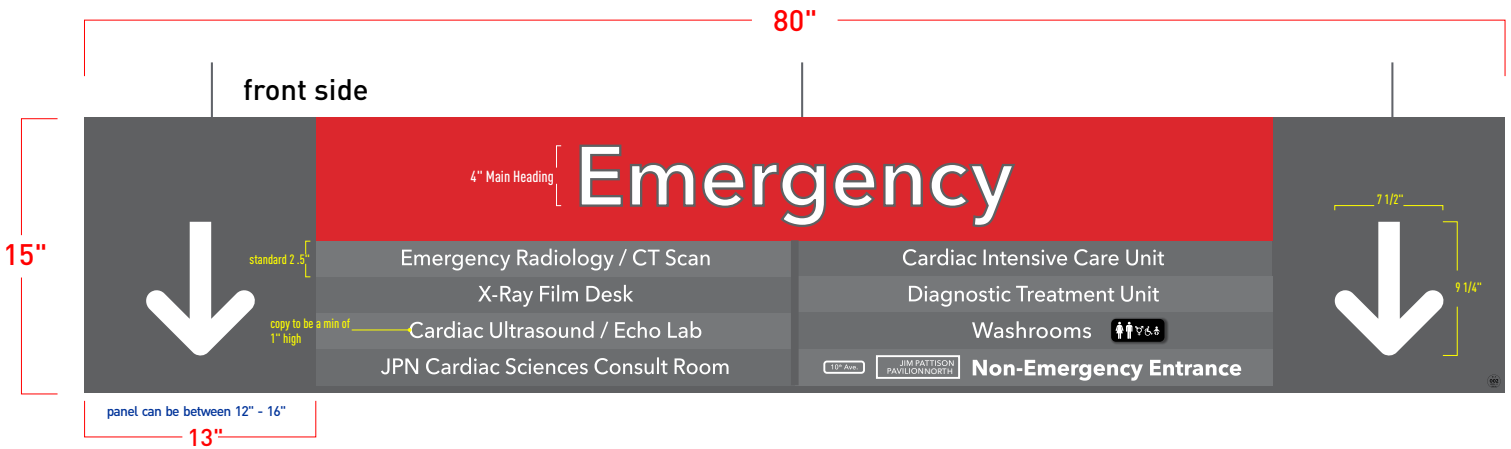
Size: 80" wide x 15" high

Mounting: suspended with airline wire with top hat aluminum connectors

Specific measurements including but not limited to the width and height of the sign can be changed if location dictates



Sign Type Label



Manufacturer's Notes:

Materials: printed 3M Controltac matte white vinyl on 1/8" ACP rigid panel with textured overlamine for added protection

Layout: horizontal two sided suspended - colour coded as per building and location

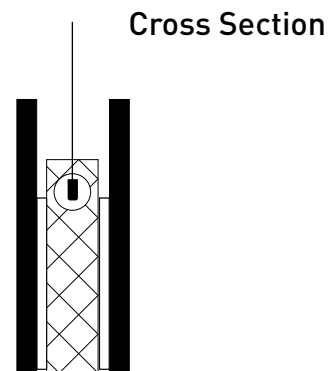
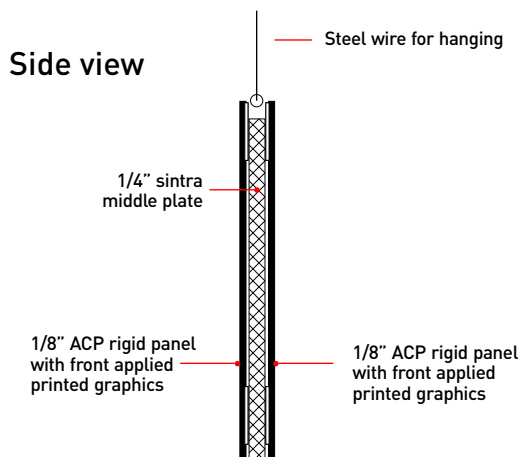
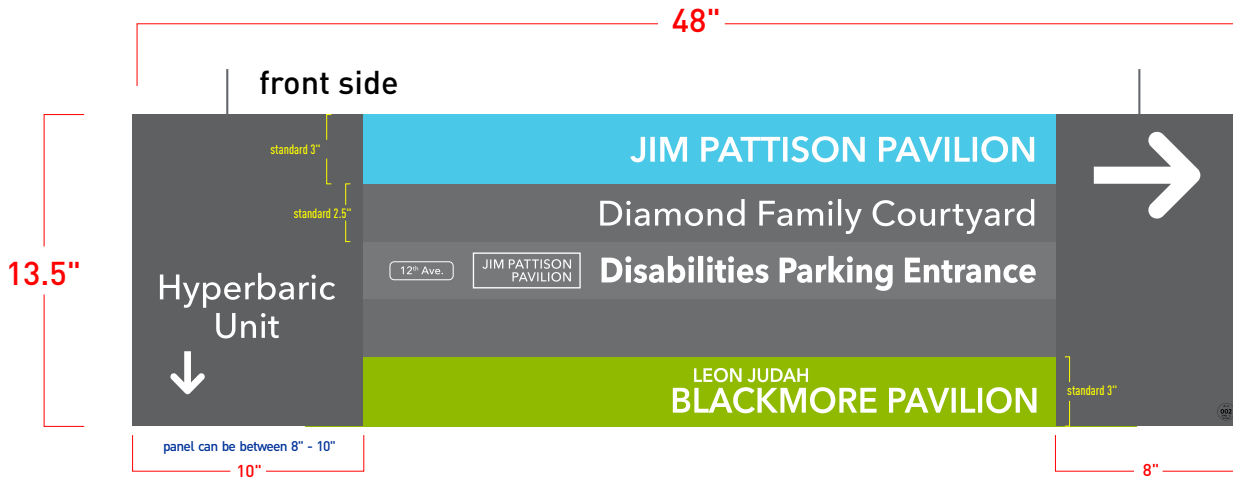
Size: 48" wide x 13 1/2" high

Mounting: suspended with airline wire with top hat aluminum connectors

Specific measurements including but not limited to the width and height of the sign can be changed if location dictates



Sign Type Label



Manufacturer's Notes:

Materials: printed 3M Controltac matte white vinyl
on 1/8" ACP rigid panel with textured overlamine for added protection

Layout: vertical wall mounted directional - **NOT to be smaller than 36" in height**

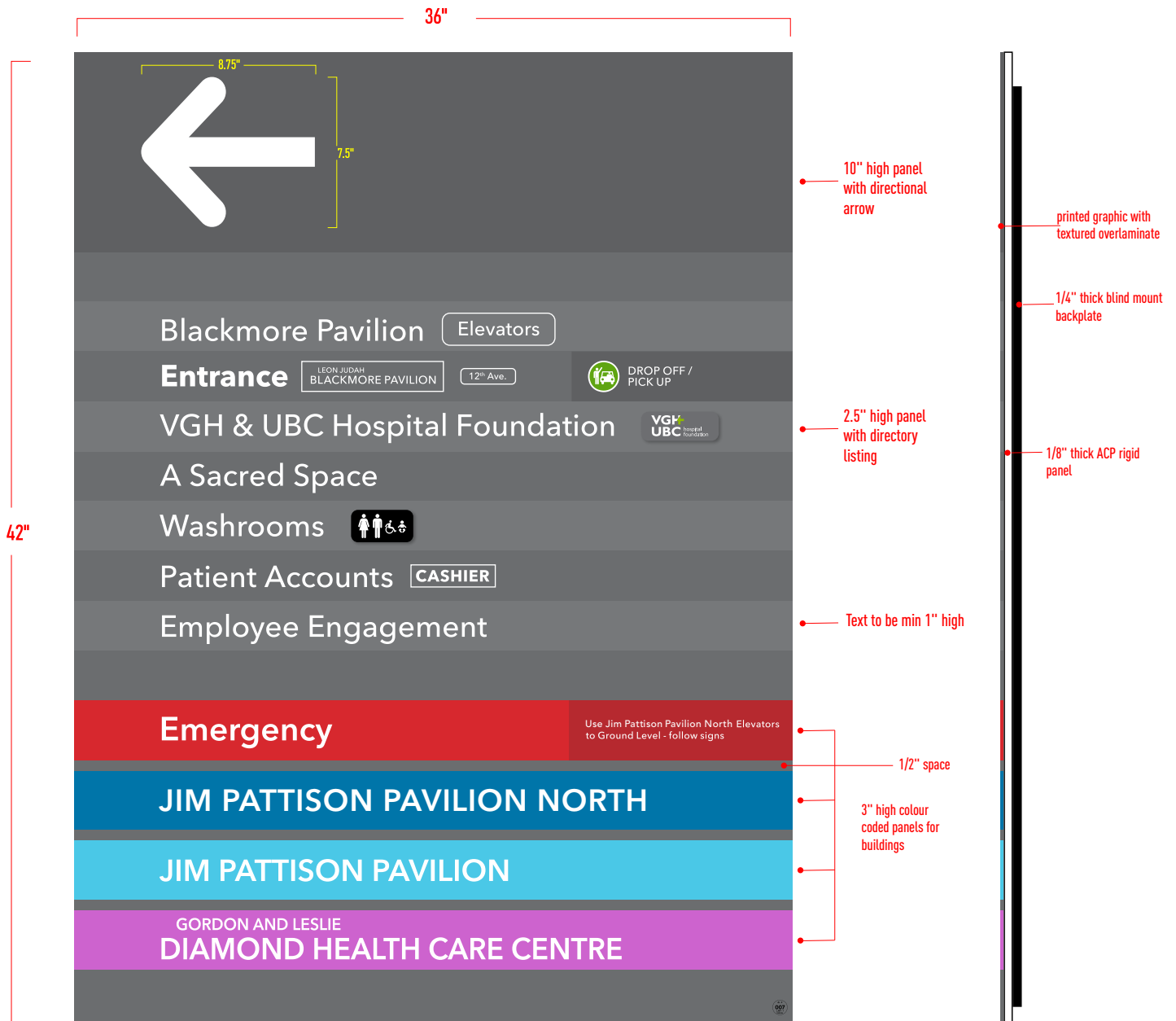
Size: 36" wide x 42" high (height will vary depending on number of directory listings)

Mounting: tape mounted with 1/4" blind mount backing (silicone if required)

Specific measurements including but not limited to the width and height of the sign can be changed if location dictates



Sign Type Label

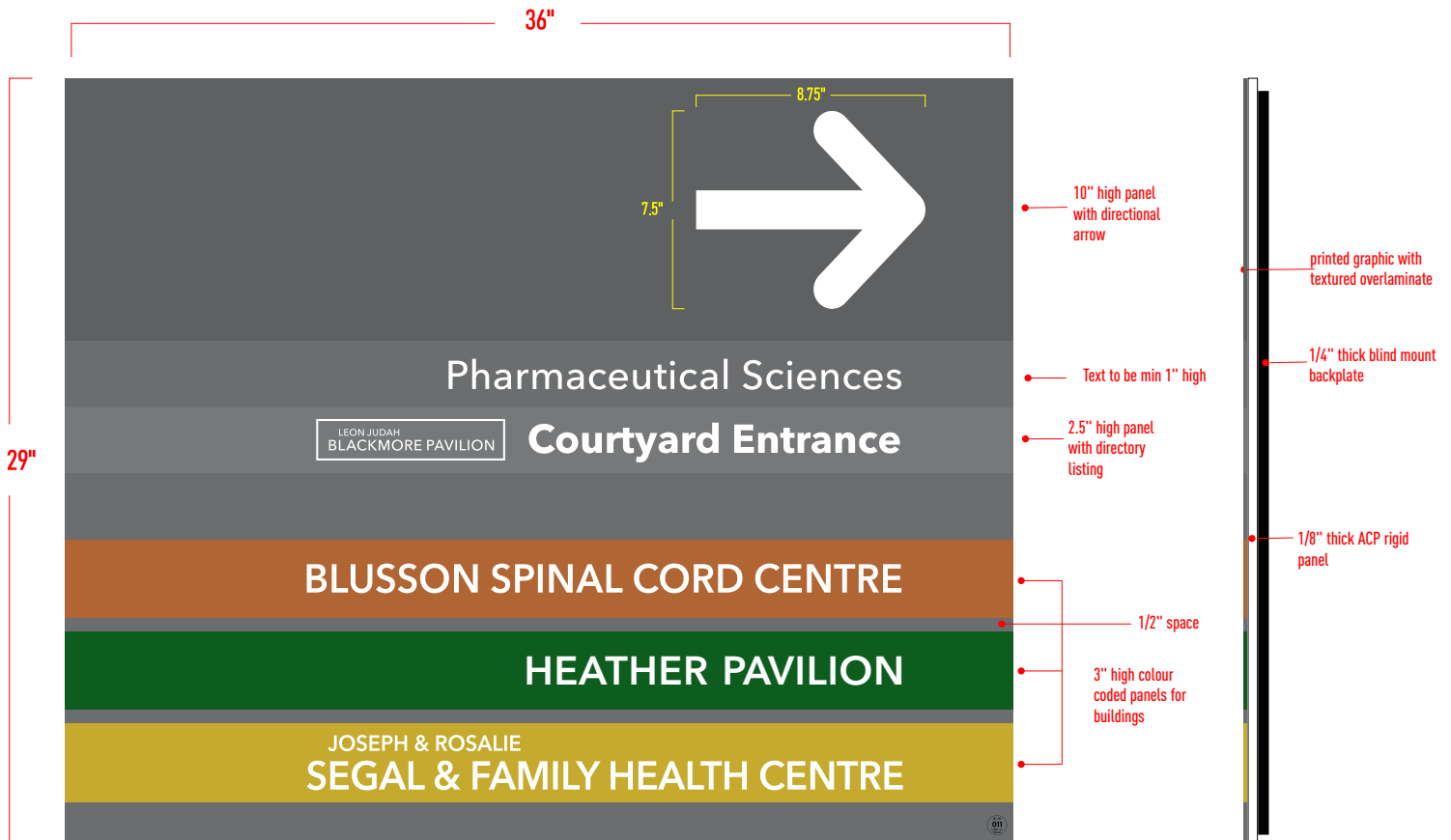


Manufacturer's Notes:

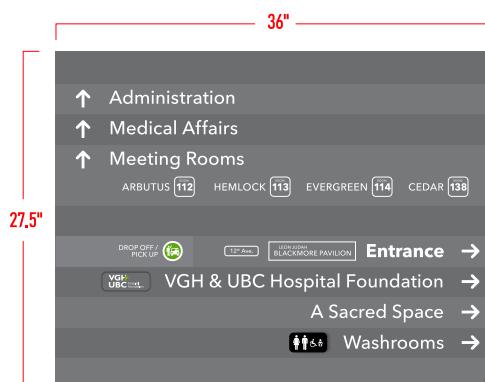
- Materials:** printed 3M Controlltac matte white vinyl
on 1/8" ACP rigid panel with textured overlamine for added protection
- Layout:** horizontal wall mounted directional - **NOT exceeding 36" in height**
- Size:** 36" x 29" (height will vary depending on number of directory listings)
- Mounting:** tape mounted with 1/4" blind mount backing (silicone if required)
- Specific measurements including but not limited to the width and height of the sign can be changed if location dictates



Sign Type Label



Variations



Manufacturer's Notes:

Materials: printed 3M Controltac matte white vinyl on 1/8" ACP rigid panel with textured overlamine for added protection

Layout: horizontal directional and destination

Size: 28" high x

Mounting: tape mounted to wall (silicone if required)

Specific measurements including but not limited to the width and height of the sign can be changed if location dictates



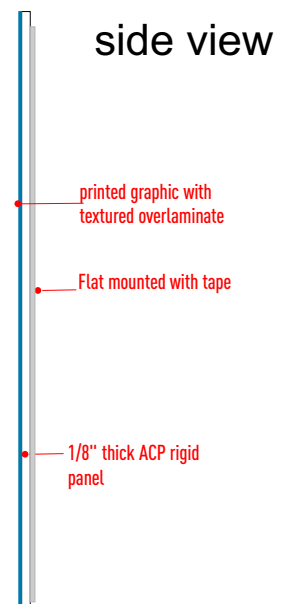
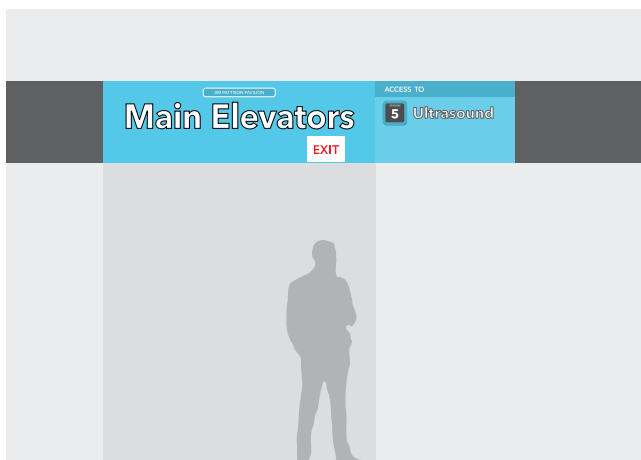
Sign Type Label

Height of signage is typically between 26" - 28"

Length is dependant on location and information required can be up to 200" long



traditional Chinese ONLY
to be used only at points of destination
height to be determined by location



Department Identifying Signage

Manufacturer's Notes:

Materials: printed 3M Controltac matte white vinyl on 1/8" ACP rigid panel with textured overlamine for added protection

Layout: horizontal double sided sign - colour coded as per building

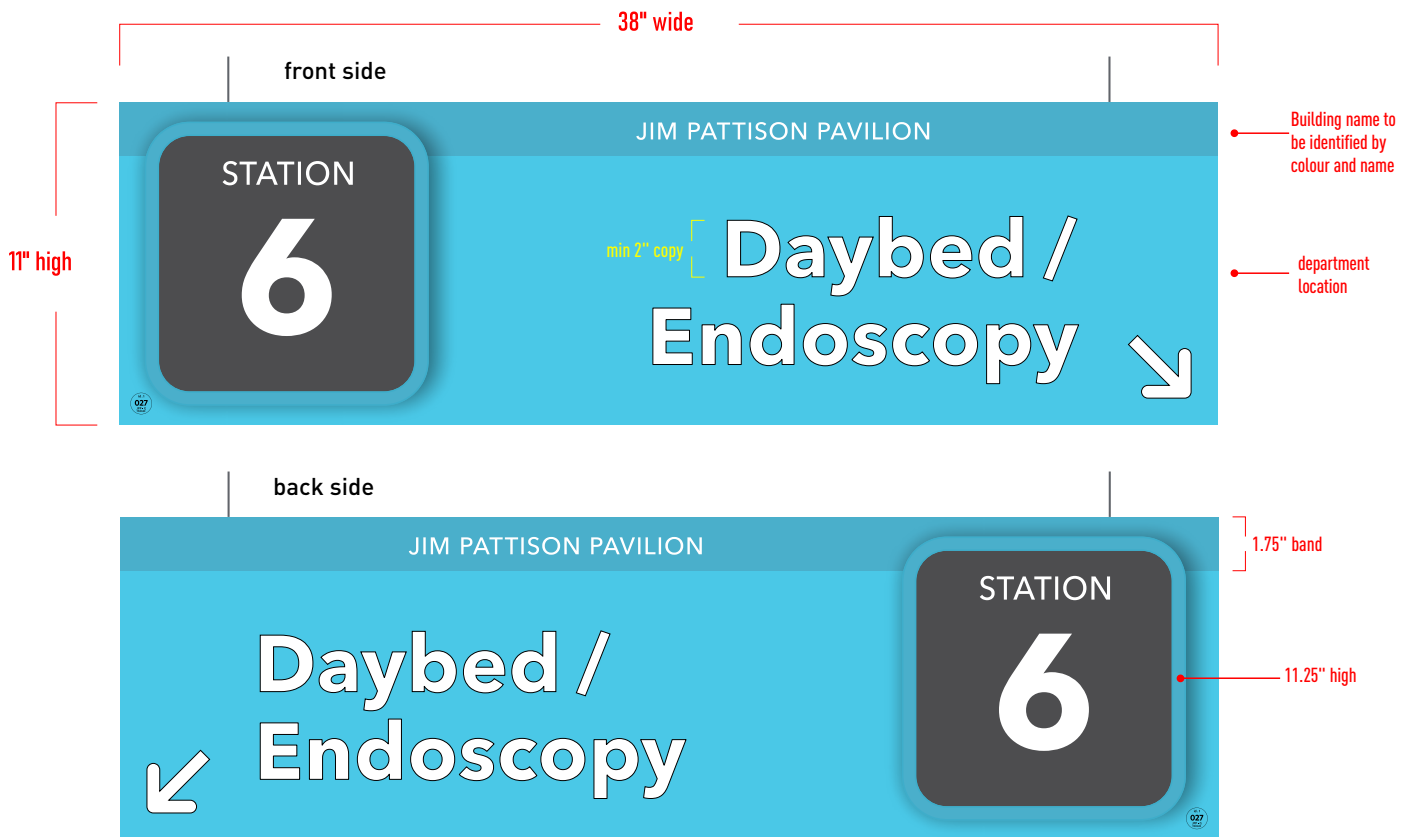
Size: 38" wide x 11" high

Mounting: suspended with airline wire with top hat aluminum connectors

Specific measurements including but not limited to the width and height of the sign can be changed if location dictates



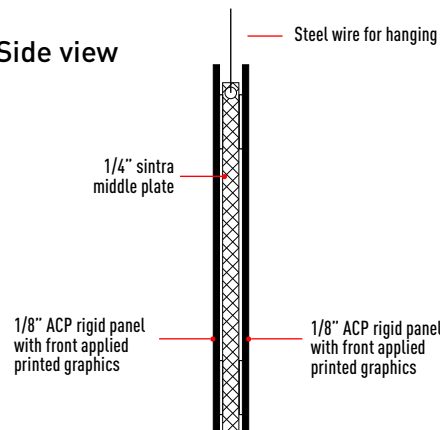
Sign Type Label




Variations



Side view



Cross Section

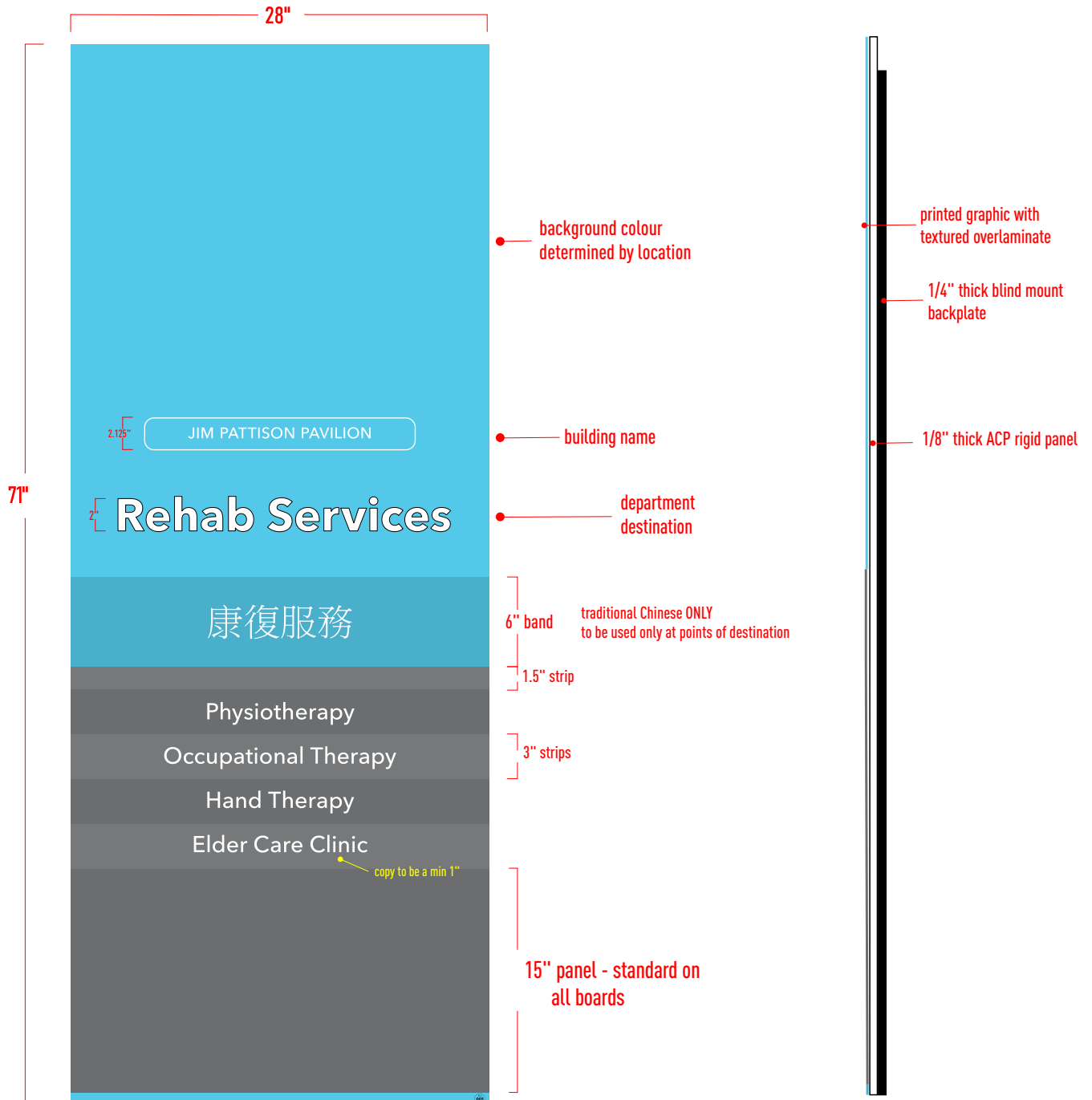


Manufacturer's Notes:

- Materials:** printed 3M Controltac matte white vinyl on 1/8" ACP rigid panel with textured overlamine for added protection
 - Layout:** vertical wall mounted departmental destination sign - colour coded as per building
 - Size:** 28" wide x 71" high (can be adjusted if available wall area is smaller)
 - Mounting:** tape mounted with 1/4" blind mount backing (silicone if required)
- Specific measurements including but not limited to the width and height of the sign can be changed if location dictates*



Sign Type Label



Manufacturer's Notes:


Materials: printed 3M Controltac matte white vinyl
on 1/8" ACP rigid panel with textured overlamine for added protection

Layout: vertical wall mounted departmental destination sign - colour coded as per building

Size: 80" wide x 16" high (can be adjusted if available wall area is smaller)

Mounting: tape mounted (silicone if required)

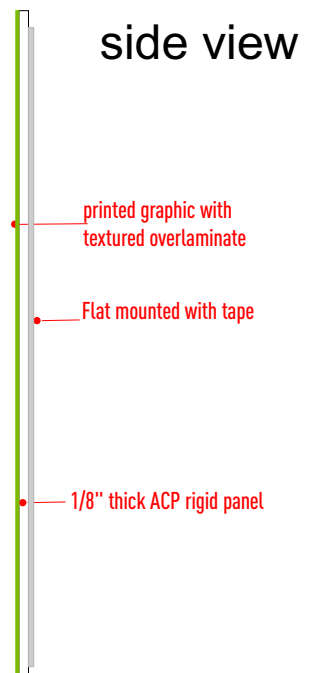
Specific measurements including but not limited to the width and height of the sign can be changed if location dictates



Sign Type Label




* Text sizes and sign sizes for this sign type is not standard as it will be driven by location of sign and information required

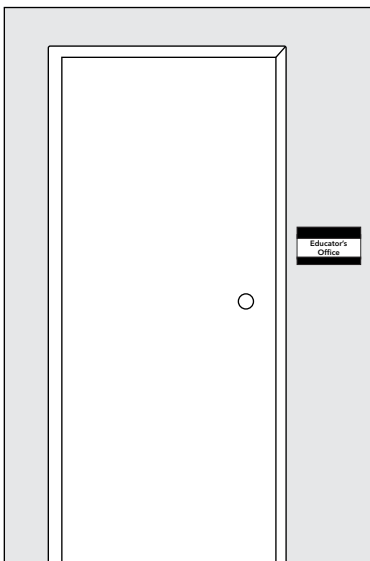


Manufacturer's Notes:
 Materials: 1/16" non-glare plexi faceplate with black second surface panels
 1/8" black styrene backplate
 Layout: 1 1/2" top black panel - 1" black bottom panel - space to fit 8 1/2" x 3 1/4" insert
 Size: 8 1/2" wide x 5" high
 Mounting: mounted with VHB tape

Sign Type
VAN02



Install on wall same side as hardware



Example of printed insert



Manufacturer's Notes:

Materials: 1/16" Reversed engraved black material - copy to be filled white with 1/8" black styrene backplate

Layout: white second surface copy


Size: 6 1/2" wide x 3" high

Mounting: mounted with VHB tape

Sign Type
VAN05



Install on wall same side as hardware

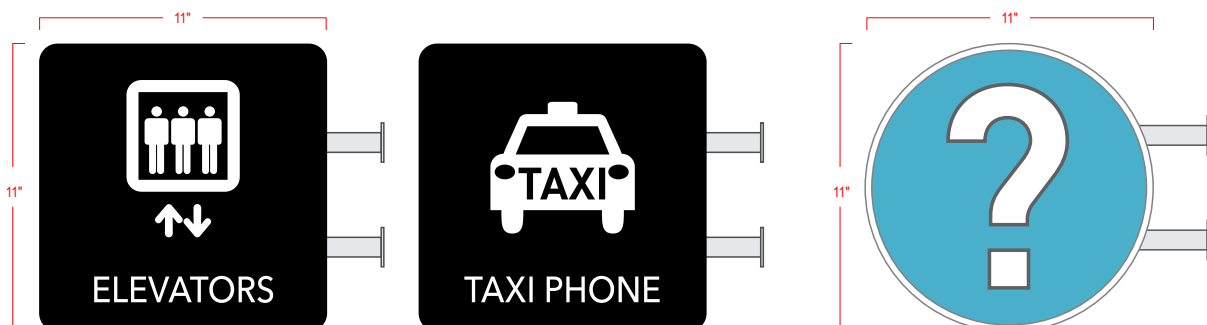


Manufacturer's Notes:

- Materials: matte white vinyl graphics
on 1/8" P95 black acrylic backplate (both sides)
- Layout: square with radius corners - amenities graphics
- Size: 11" wide x 11" high
- Mounting: perpendicular blade mount

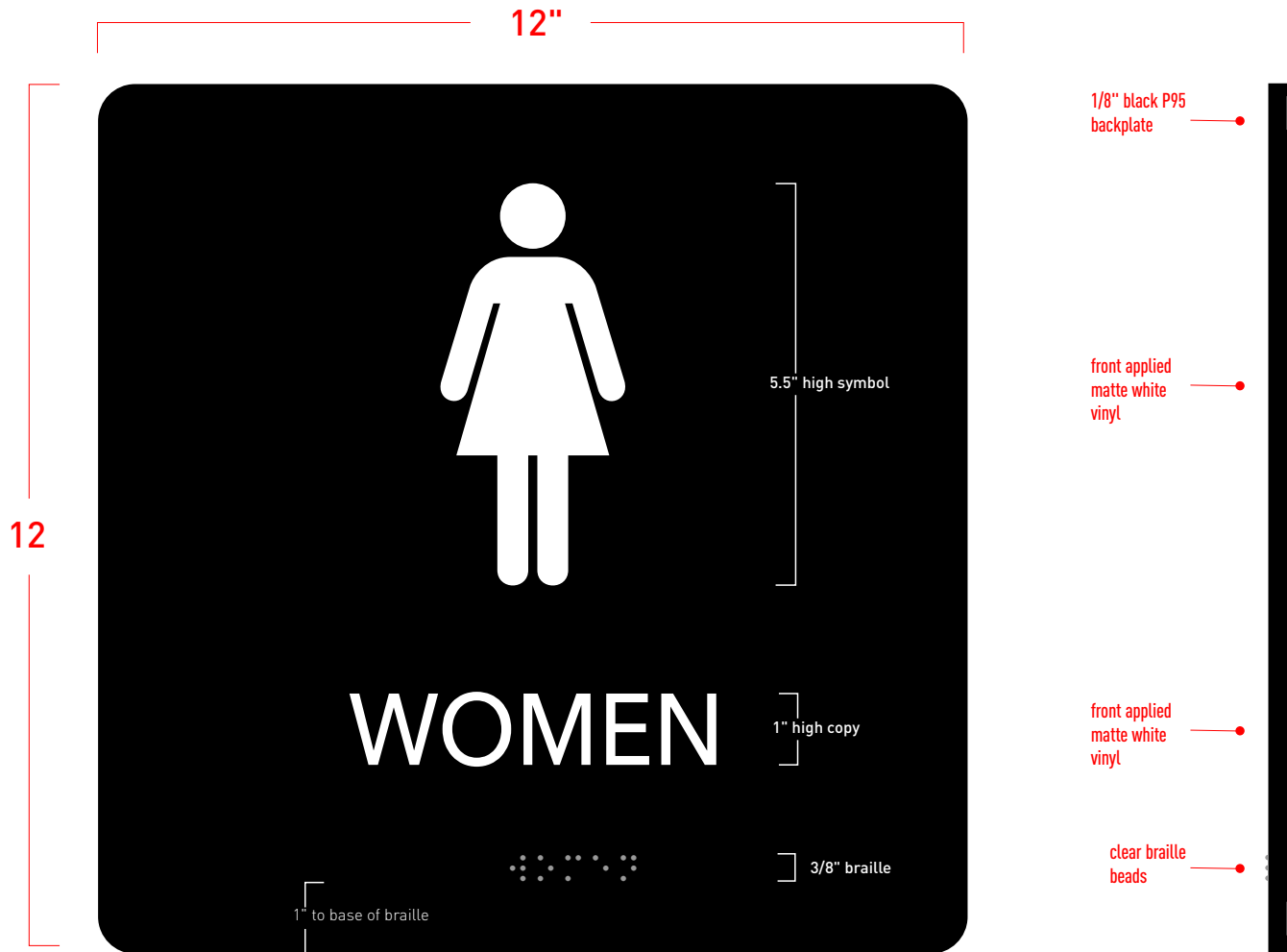


Variations

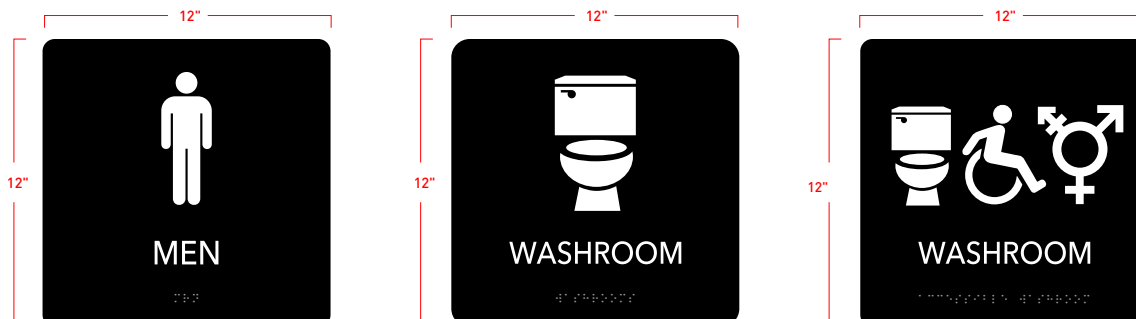


Manufacturer's Notes:

- Materials: matte white vinyl graphics on 1/8" P95 black acrylic backplate (both sides)
- Layout: washroom symbols and copy c/w clear bead BRAILLE
- Size: 12" wide x 12" high
- Mounting: wall mounted with VHB tape



Variations



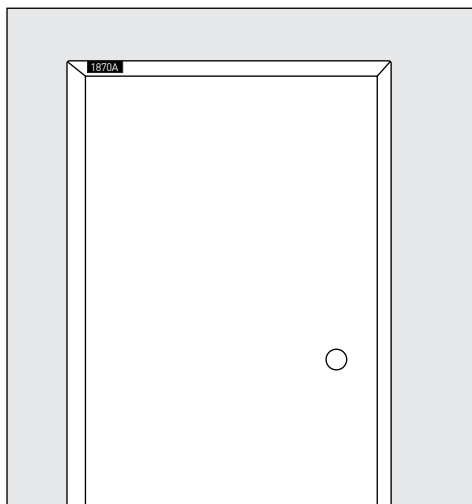
Manufacturer's Notes:

Materials: 1/16" Front engraved black material with white copy
Layout: number only centered on plate
Size: 4 1/2" wide x 1 1/5" high
Mounting: mounted with 3M double sided adhesive

Sign Type
VAN09L



Install top of door frame
opposite hardware



Actual size



Manufacturer's Notes:


Materials: 1/16" Reverse engrave black material with second surface white graphics

Layout: 2 1/2" number only - centered on plate

Size: 6" high x 6" wide

Mounting: mounted with VHB tape

Sign Type
VAN11C



Examples



Manufacturer's Notes:

Materials: 1/4" thick light stainless aluminum face on acrylic

Layout: dimensional letters (as specified)

Size: approx 3 1/2" high letters (based on location and space)

Mounting: flush mounted to wall with VHB tape

* copy for example purposes only - Text sizes will vary based on the location and number of letters

52" wide


3.5" high

Luigi and Elisa Aquilini

3.5" high

Hemodialysis Centre

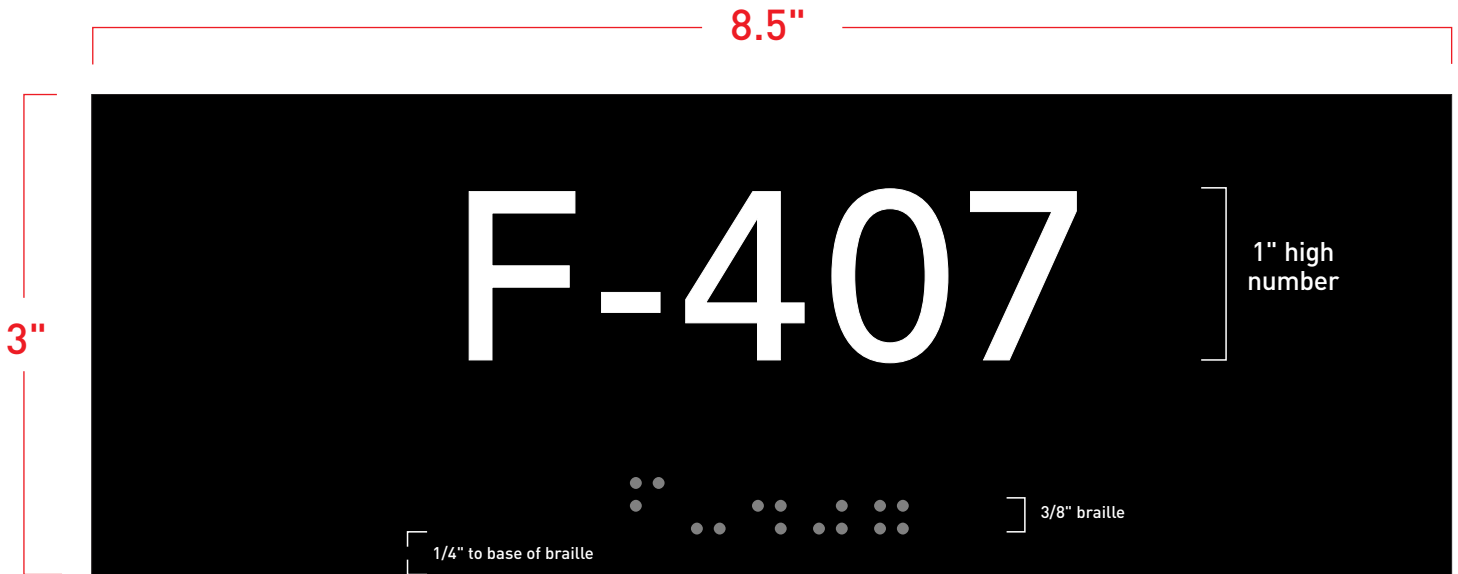
Examples



Manufacturer's Notes:

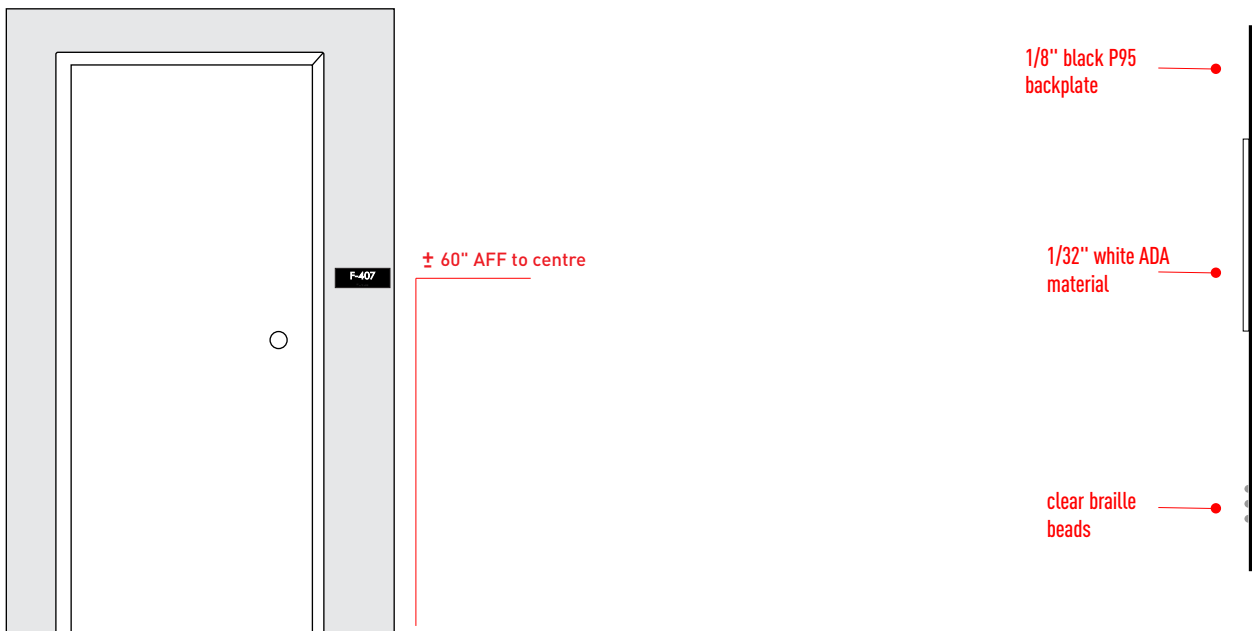
Materials: 1/8" Black P95 acrylic with 1/32" white ADA number
 Layout: white ADA number with clear bead BRAILLE
 Size: 8 1/2" wide x 3" high
 Mounting: mounted with VHB tape

Sign Type
VAN09B



Install on wall same side as hardware

Side view

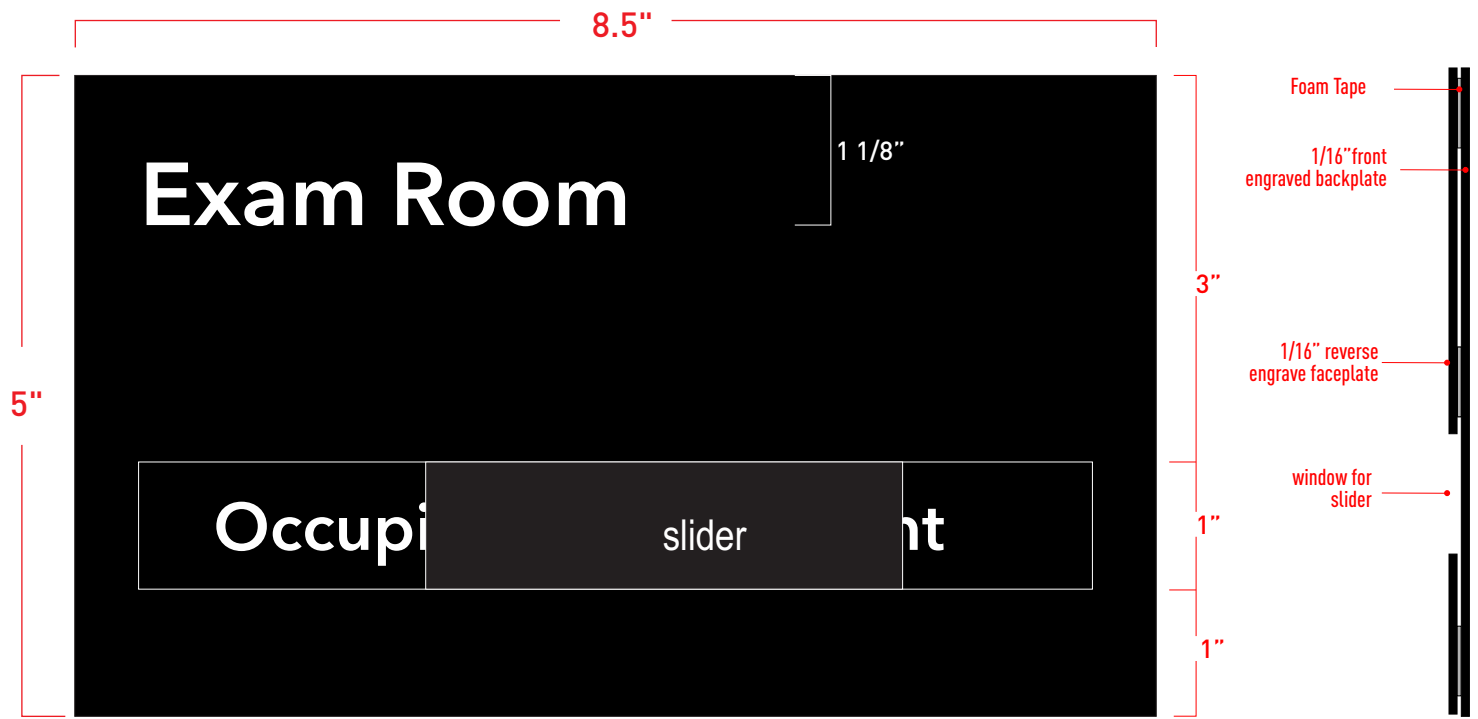


Manufacturer's Notes:

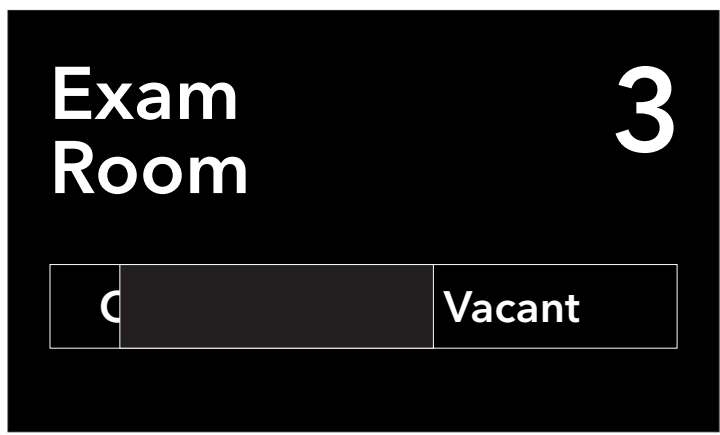
Materials: 1/16" reverse engrave black material with white copy mounted to front engraved black material with first surface copy - c/w slider
 Layout: Room name / Room number
 Size: 8 1/2" wide x 5" high
 Mounting: wall mounted with VHB tape

Sign Type
VAN04

Standard version with room name




Variation with larger room name and number



Manufacturer's Notes:


Materials: 1/16" non-glare plexi faceplate with black second surface panels
 1/8" black styrene backplate
 Layout: 1 1/2" top black panel - 1" black bottom panel - space to fit 8 1/2" x 11" insert
 Size: 11" wide x 10 1/2" high
 Mounting: mounted with VHB tape

**Sign Type
VAN06**



Sign Type
VAN06

Manufacturer's Notes:
 Materials: 1/16" non-glare plexi faceplate with black second surface panels
 1/8" black styrene backplate
 Layout: 1 1/2" top black panel - 1" black bottom panel - space to fit 11" x 8 1/2" insert
 Size: 8 1/2" wide x 13" high
 Mounting: mounted with VHB tape



Informational Signage

Manufacturer's Notes:

Materials: All graphics to be printed and applied first surface
All dusted white privacy film to be applied second surface

Size: as indicated

Mounting: applied directly to glass doors



Sign Type Label



typical sizes for all door branding

Our buildings and grounds are smoke free

These premises are a scent-free zone

.5" letter height 4.25" high icons .5" letter height

9.25" x 2.318 logo

7.5" high icon
1" letter height

ENTRANCE HOURS | 5:00 AM - 11:30 PM
7 days a week

AFTER HOURS, PLEASE USE **NON-EMERGENCY ENTRANCE** ON 10TH AVE.

.75" letter height

7.5" high icon
1" letter height

Manufacturer's Notes:

- Materials:** printed 3M Controltac matte white vinyl with textured overlamine for added protection
- Layout:** building maps and directory listings (dependant on location)
- Size:** dependant on installed directories
- Mounting:** directly to directory hardware



Sign Type Label

Background colour of area maps and directories are indicated by location as are the dimensions
All signage should show level, location, directory and area specific maps

Level 1 UPPER LEVEL MAP

BUILDINGS

- BLISSON SPINAL CORD CENTRE
- HEATHER PAVILION
- DIAMOND HEALTH CARE CENTRE
- SEGAL & FAMILY HEALTH CENTRE

Level	Building
G	SEGAL & FAMILY HEALTH CENTRE
1	BLACKMORE PAVILION
1	BLACKMORE PAVILION
1	BLACKMORE PAVILION
G	JIM PATTISON PAVILION
G	JIM PATTISON PAVILION
1	JIM PATTISON PAVILION NORTH
1	JIM PATTISON PAVILION
8	JIM PATTISON PAVILION
6	JIM PATTISON PAVILION
2	JIM PATTISON PAVILION
1	JIM PATTISON PAVILION
2	JIM PATTISON PAVILION
G	JIM PATTISON PAVILION
G	JIM PATTISON PAVILION
7	JIM PATTISON PAVILION
2	JIM PATTISON PAVILION NORTH
G	JIM PATTISON PAVILION NORTH
G	JIM PATTISON PAVILION NORTH
1	JIM PATTISON PAVILION NORTH
G	BLACKMORE PAVILION
G	JIM PATTISON PAVILION
G	JIM PATTISON PAVILION
6	JIM PATTISON PAVILION
G	JIM PATTISON PAVILION
G	JIM PATTISON PAVILION
2	JIM PATTISON PAVILION
1	BLACKMORE PAVILION
6	JIM PATTISON PAVILION
G	JIM PATTISON PAVILION
2-3	JIM PATTISON PAVILION NORTH
1	JIM PATTISON PAVILION
C	HEATHER PAVILION
G	JIM PATTISON PAVILION
1	JIM PATTISON PAVILION
G	BLACKMORE PAVILION
1	JIM PATTISON PAVILION
2	JIM PATTISON PAVILION
1	JIM PATTISON PAVILION
2	JIM PATTISON PAVILION


Level	Building
G	JIM PATTISON PAVILION NORTH
1	DIAMOND HEALTH CARE CENTRE
1	JIM PATTISON PAVILION NORTH
1	JIM PATTISON PAVILION
1	JIM PATTISON PAVILION
G	BLACKMORE PAVILION
8	JIM PATTISON PAVILION
1	JIM PATTISON PAVILION
16	JIM PATTISON PAVILION
1	BLACKMORE PAVILION
3	BLACKMORE PAVILION
1	JIM PATTISON PAVILION
G	JIM PATTISON PAVILION NORTH
G	BLACKMORE PAVILION
1	JIM PATTISON PAVILION
1	JIM PATTISON PAVILION NORTH
1	JIM PATTISON PAVILION NORTH
G	BLACKMORE PAVILION
5	JIM PATTISON PAVILION
1	BLACKMORE PAVILION
2	BLACKMORE PAVILION
BLISSON SPINAL CORD CENTRE	
DIAMOND HEALTH CARE CENTRE	
G	BLACKMORE PAVILION

JIM PATTISON PAVILION NORTH

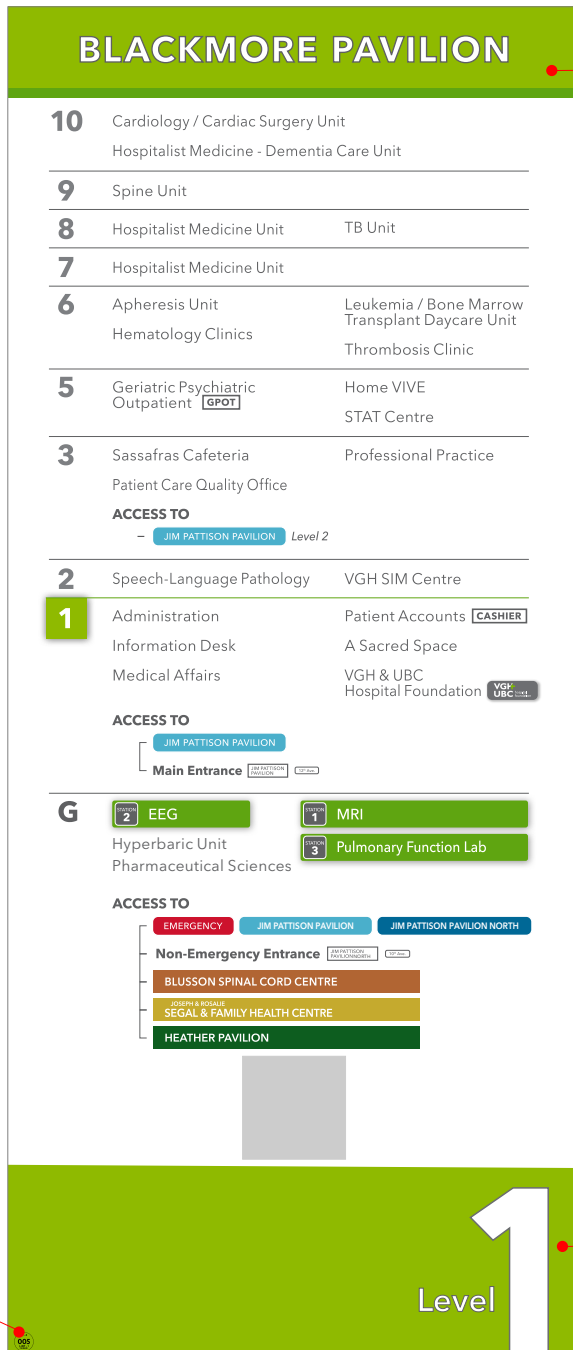
Level **G**

Manufacturer's Notes:

- Materials:** printed 3M Controltac matte white vinyl on 1/8" ACP rigid panel with textured overlamine for added protection
- Layout:** vertical wall mounted departmental destination sign
- Size:** Varies by location
- Mounting:** tape mounted with 1/4" blind mount backing (silicone if required)



Sign Type Label



background colour determined by location

printed graphic with textured overlamine

1/4" thick blind mount stand-off backplate

1/8" thick ACP rigid panel

Level indicator

sign id number

Manufacturer's Notes:

Materials: printed 3M Controltac matte white vinyl with textured overlamine for added protection

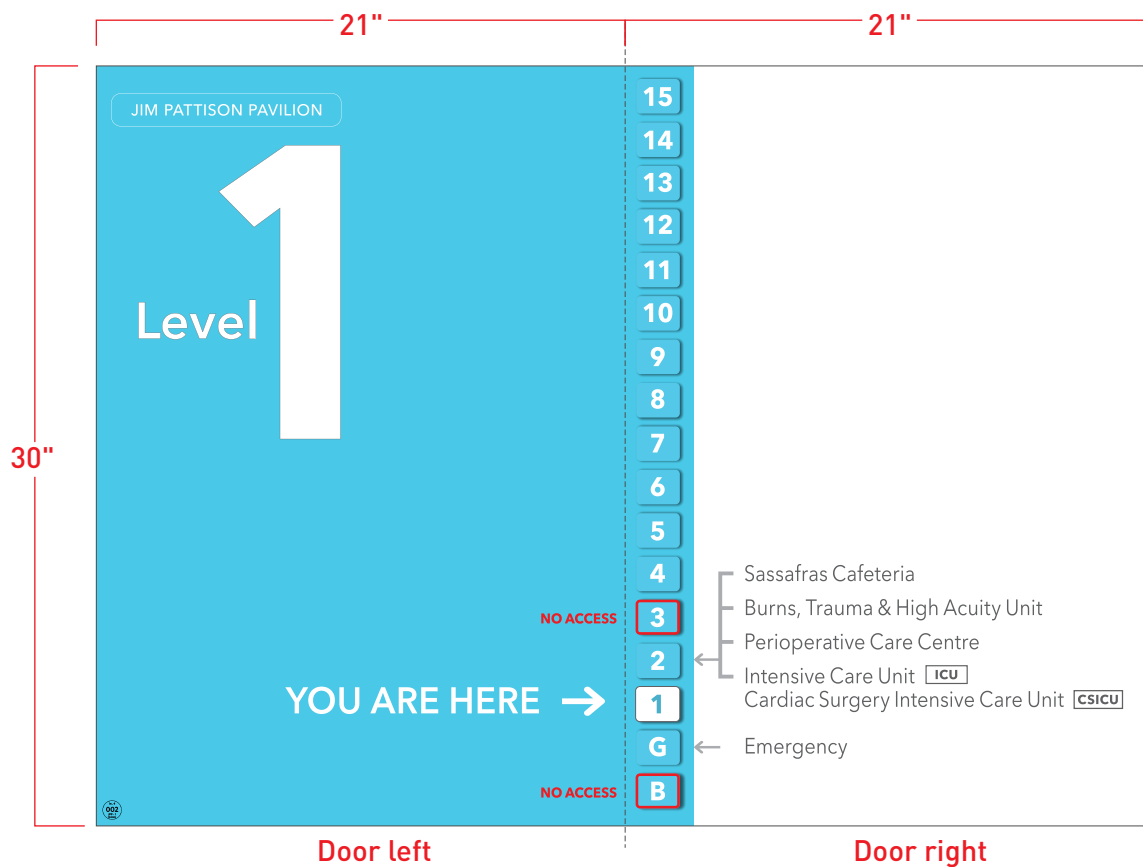
Size: 42" x 30" (across the elevator doors) - sizes vary by location

Mounting: directly to elevator doors



Sign Type Label

***Exact width of panel will be determined by size & number of elevator doors
Colour of panel is dictated by location**



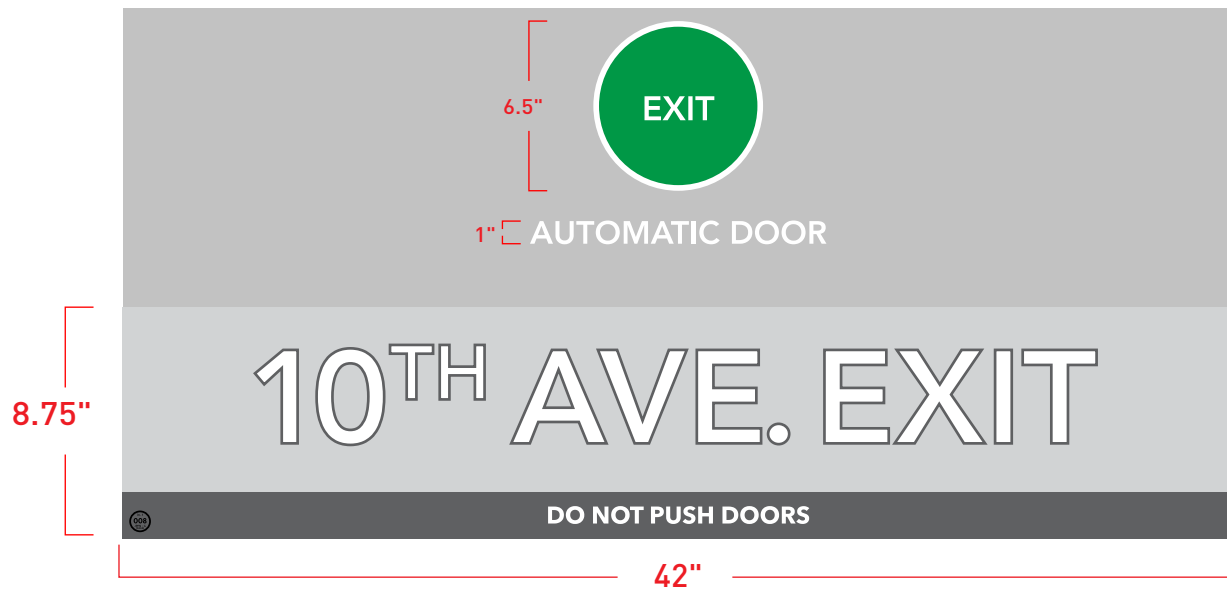
Variation of colour

Manufacturer's Notes:

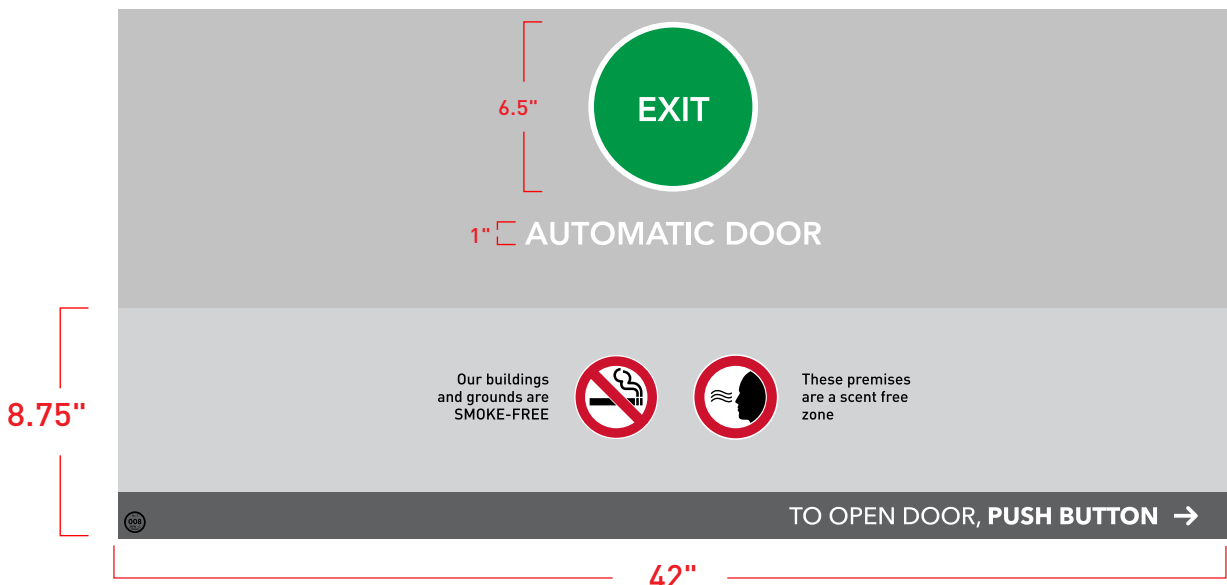
- Materials: printed 3M Controltac matte white vinyl with textured overlamine for added protection
- Size: 6 1/2" circular exit decal with 42" wide x 8 3/4" high band
width of band may vary based on width of doors
- Mounting: directly to exit doors



Sign Type Label



Left Door



Right Door

Regulatory Signage

Manufacturer's Notes:

- Materials: printed 3M Controltac matte white vinyl
on 1/8" ACP rigid panel with textured overlamine for added protection
- Layout: horizontal two sided suspended
- Size: 95" wide x 8" high - width can be reduced if necessary depending on location
- Mounting: suspended with airline wire with top hat aluminum connectors

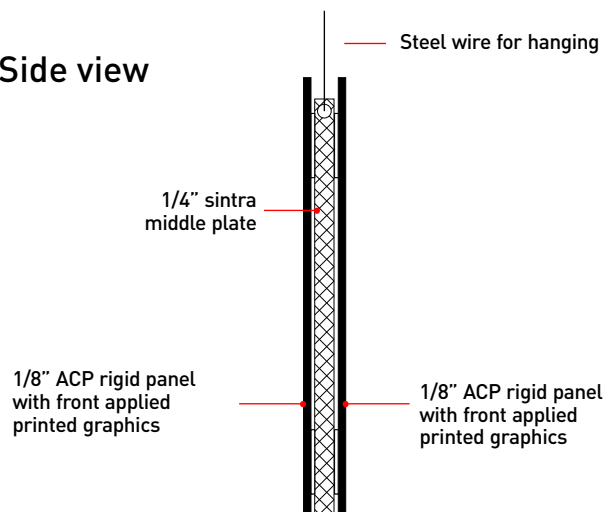


Sign Type Label

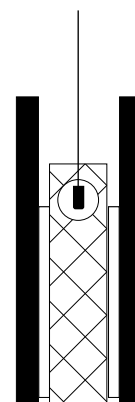
If the location of the sign does not allow for the standard width, said width can be adjusted to suit



Side view



Cross Section



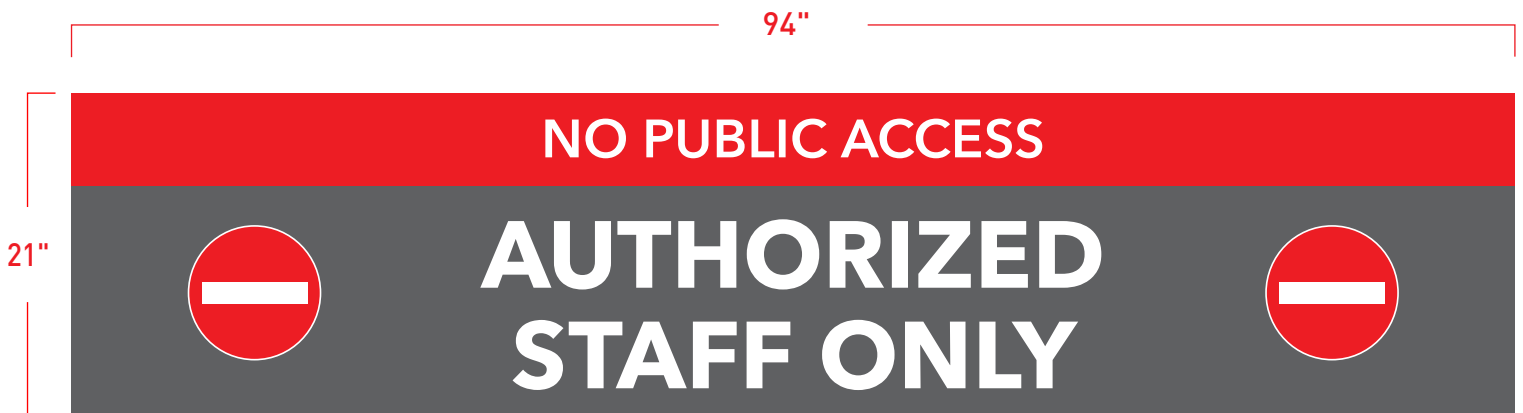
Manufacturer's Notes:

- Materials: printed 3M Controltac matte white vinyl on 1/8" ACP rigid panel with textured overlamine for added protection
- Layout: horizontal wall mounted cautionary sign
- Size: 94" wide x 21" high (can be adjusted if wall available wall area is smaller)
- Mounting: tape mounted to wall (silicone if required)


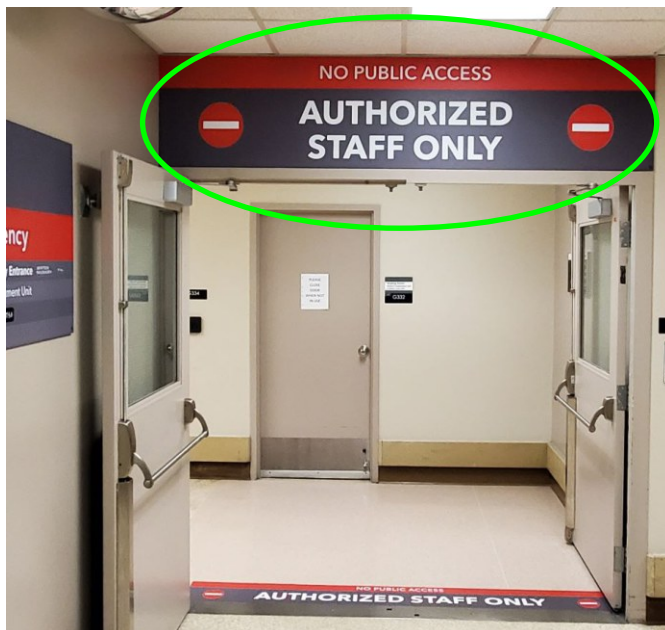


Sign Type Label

If the location of the sign does not allow for the standard width, said width can be adjusted to suit



Typical locations



Manufacturer's Notes:

- Materials: printed 3M Controltac matte white vinyl with textured overlamine for floor application
- Layout: horizontal floor mounted cautionary sign
- Size: 94" wide x 10" high (width based on doorway or hallway)
- Mounting: applied directly to floor




Sign Type Label

If the location of the floor decal does not allow for the standard width, said width can be adjusted to suit



Typical locations

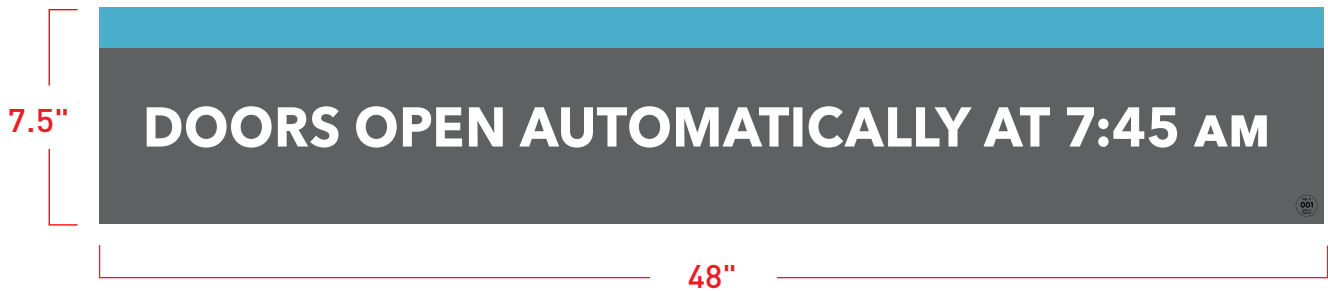


Manufacturer's Notes:

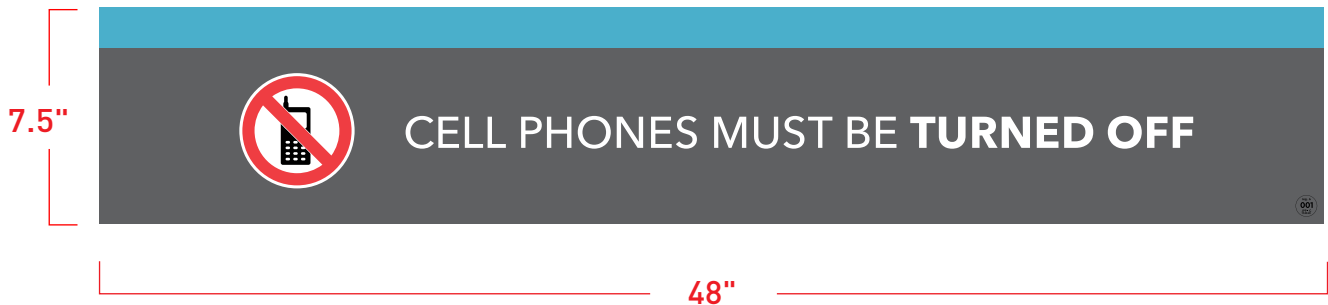
- Materials: printed 3M Controltac matte white vinyl with textured overlamine for added protection
- Size: 6" circular caution decal with 42" wide x 7 1/2" high band (1 set per door) width may vary based on width of doors
- Mounting: directly to department entrance doors



Sign Type Label



Left Door



Right Door

Interactive Signage

Manufacturer's Notes:

Materials: printed 3M Controltac matte white vinyl
on 1/8" ACP rigid panel with textured overlamine for added protection

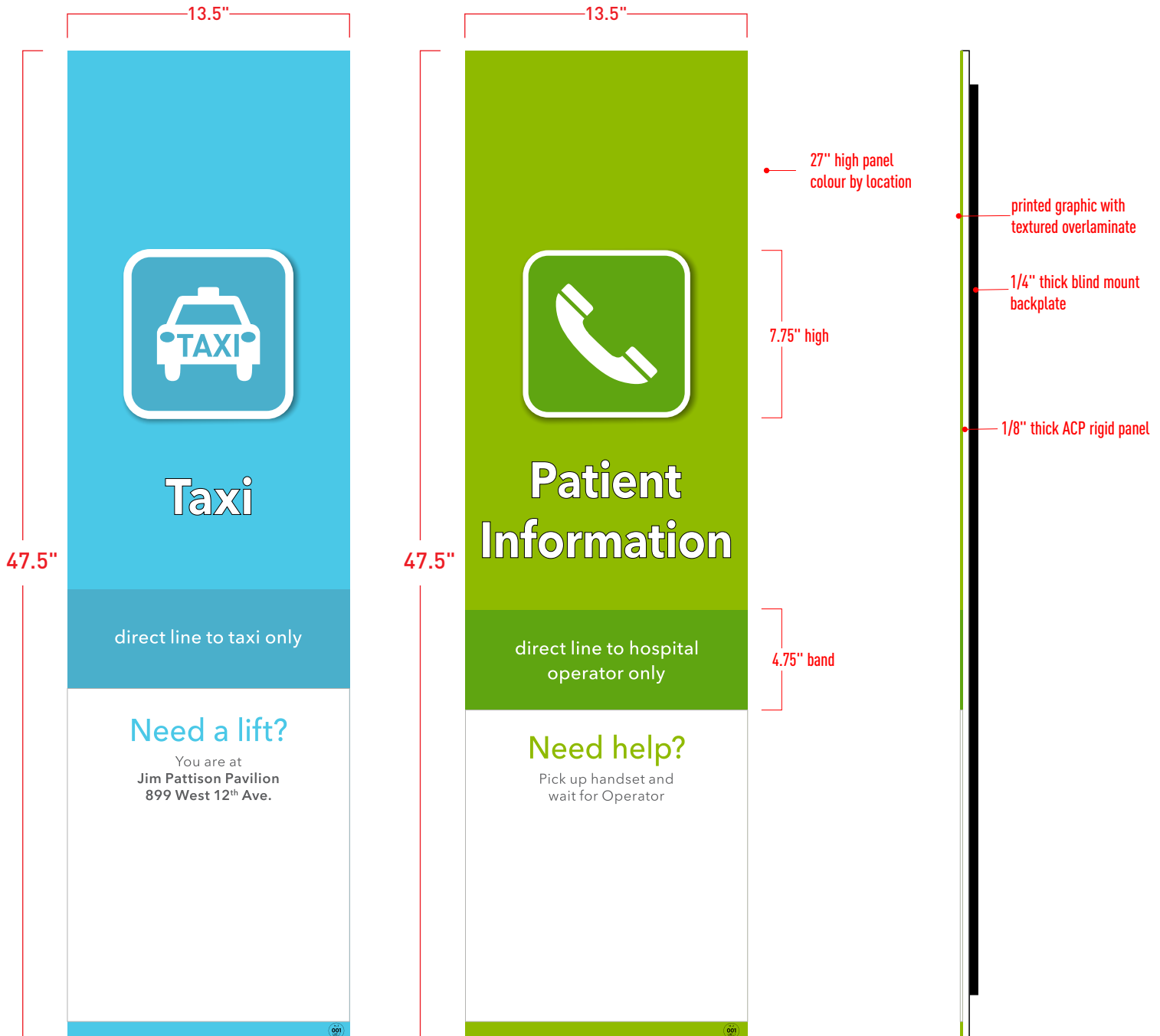
Layout: Taxi or Patient phone with icons - colour coded for building location

Size: 13 1/2" wide x 47 1/2" high

Mounting: Tape mounted with 1/4" blind mount backing (silicone if required)



Sign Type Label



Manufacturer's Notes:

Materials: printed 3M Controltac matte white vinyl
on 1/8" ACP rigid panel with textured overlamine for added protection

Layout: Clinical Staff Only phone with icon - colour coded for building location

Size: 13 1/2" wide x 47 1/2" high

Mounting: Tape mounted with 1/4" blind mount backing (silicone if required)



Sign Type Label

